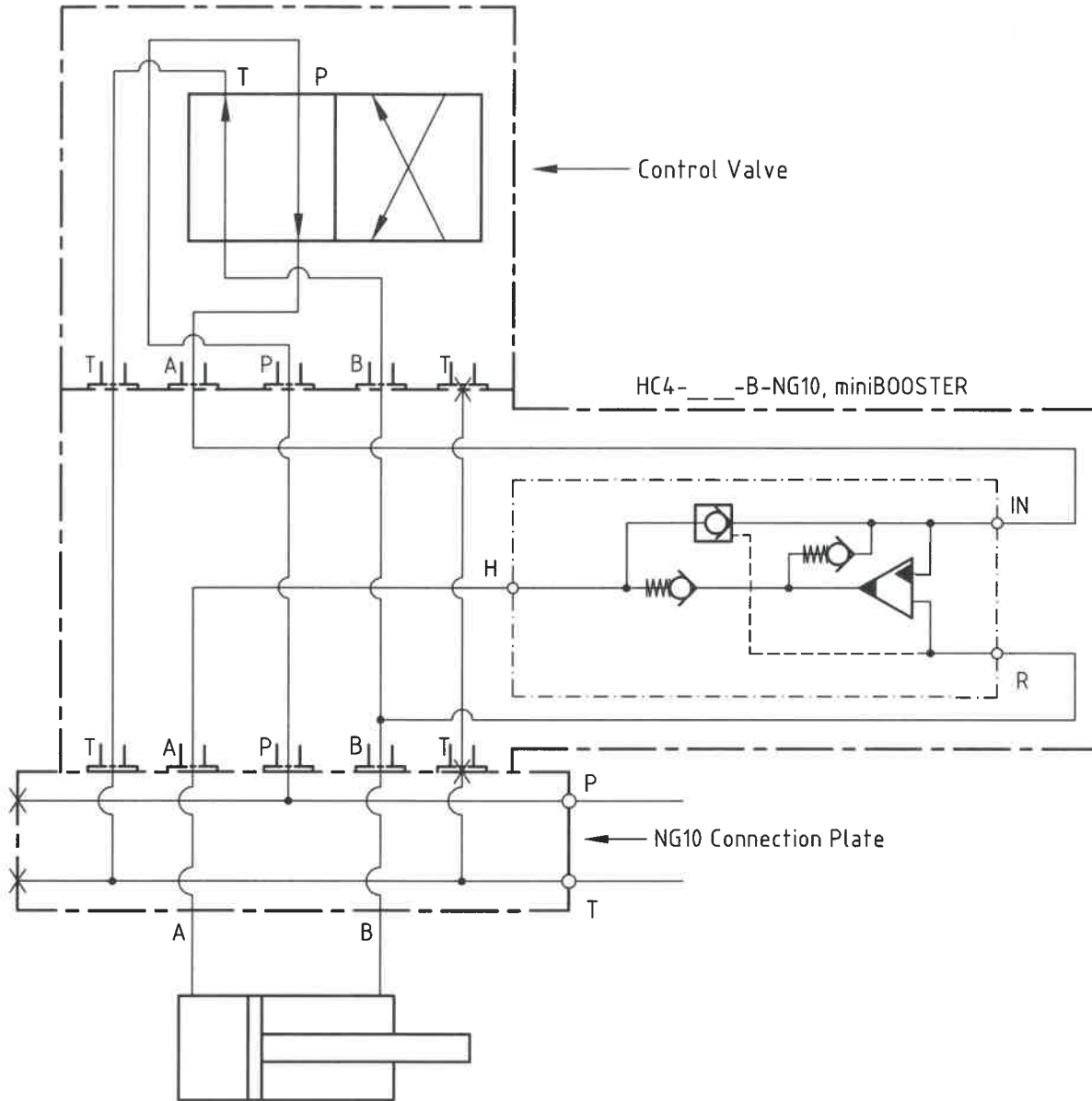




(✓) ✓



Assembly Drawing: 4-127-0_

Number	Designation	Material	Dimension	Issue	Matr. code No.
Changes		Date	Name	Surface	
Diagram corrected		10-08-2022	L.H	Ext. dim.:-, Int. dim:+, Distance:±	
				Meas. -range	Break all edges
				0-6	
				6-30	
				30-100	
				100-300	
				300-1000	
				2 dec. ,00	Hardening depth
				0.05	
				0.10	
				0.15	
				0.20	
				0.30	
				1 dec. ,0	
				0.10	
				0.20	
				0.30	
				0.50	
				0.80	
				No dec.	HV
				0.30	
				0.50	
				0.80	
				1.20	
				2.00	
Replace		Scale	HC4-NG10 Funktionsdiagram		Confidential: Property of miniBOOSTER, HYDRAULICS A/S Denmark Not to be handed over to, copied or used by third party.  miniBOOSTER® HYDRAULICS A/S
Designer	Leif Hansen		HC4-NG10 Function Diagram		
Konf.			HC4-NG10 Funktionsdiagramm		
Approv.					
Date	03-08-2017				No.: 4-115-01