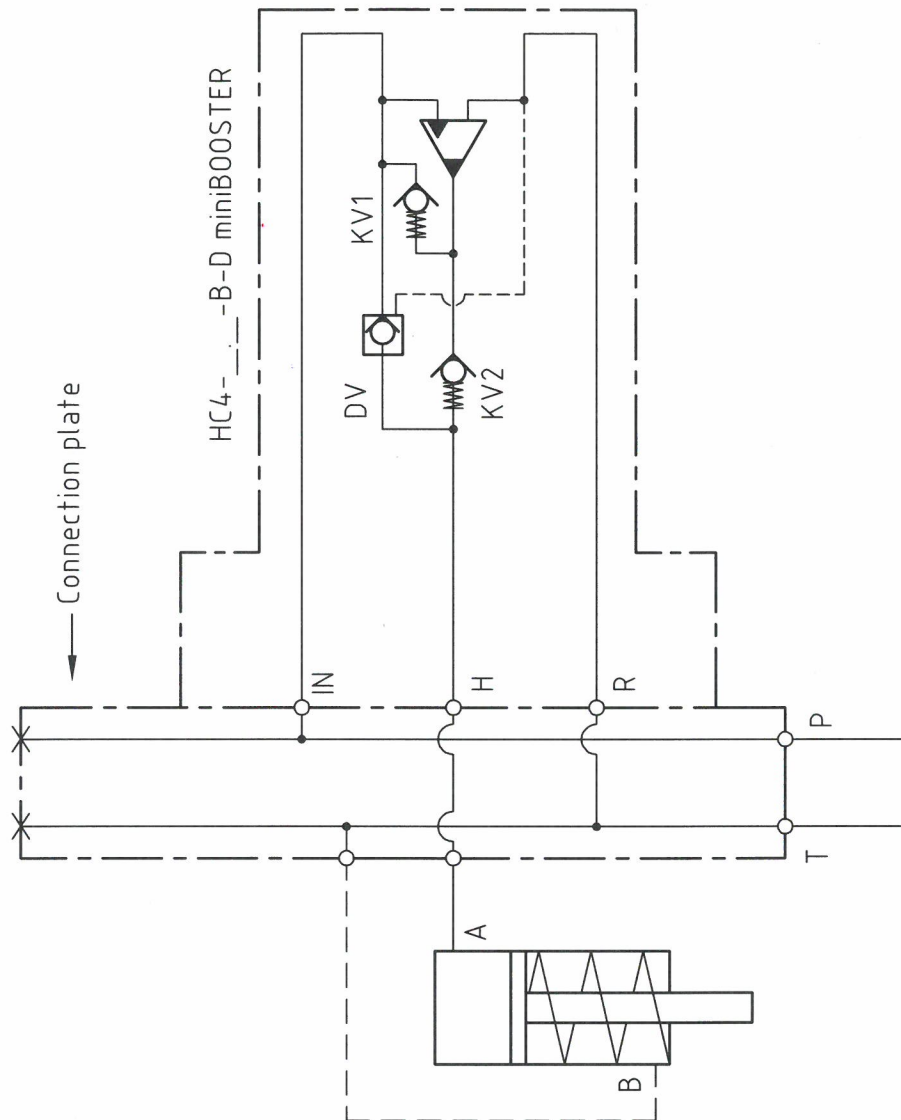




(✓) ✓



Assembly Drawing: 4-131-0__

Number	Designation	Material	Dimension					Issue	Matr. code No.	
Changes		Date	Name	Ext. dim.:-, Int. dim.:+, Distance.:±					Surface	
				Meas. -range	0-6	6-30	30-100	100-300	300-1000	Break all edges
				2 dec. ,00	0.05	0.10	0.15	0.20	0.30	Hardening depth
				1 dec. ,0	0.10	0.20	0.30	0.50	0.80	HV
				No dec.	0.30	0.50	0.80	1.20	2.00	
Replace		Scale	HC4-D Funktionsdiagram					Confidential: Property of miniBOOSTER, HYDRAULICS A/S Denmark Not to be handed over to, copied or used by third party. 		
Designer	Leif Hansen		HC4-D Function Diagram							
Konf.			HC4-D Funktionsdiagramm							
Date	29.11.2017									
Approv.								No.:	4-114-00	