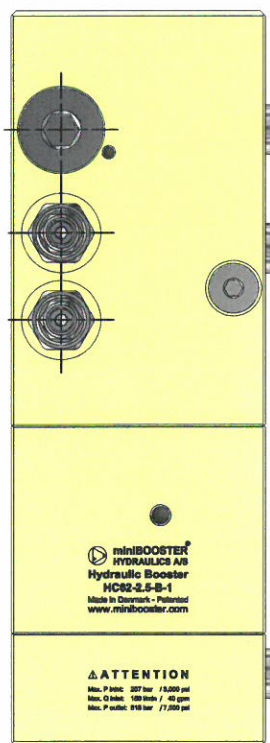
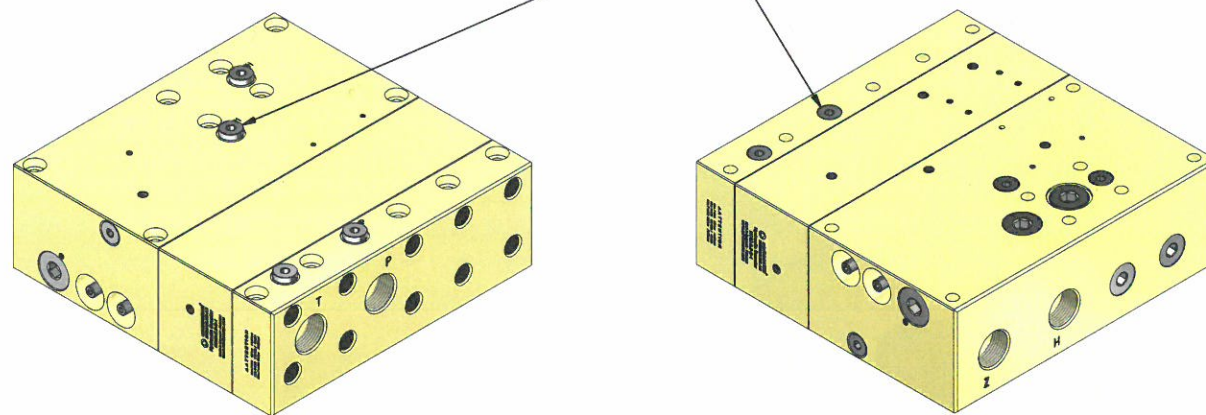
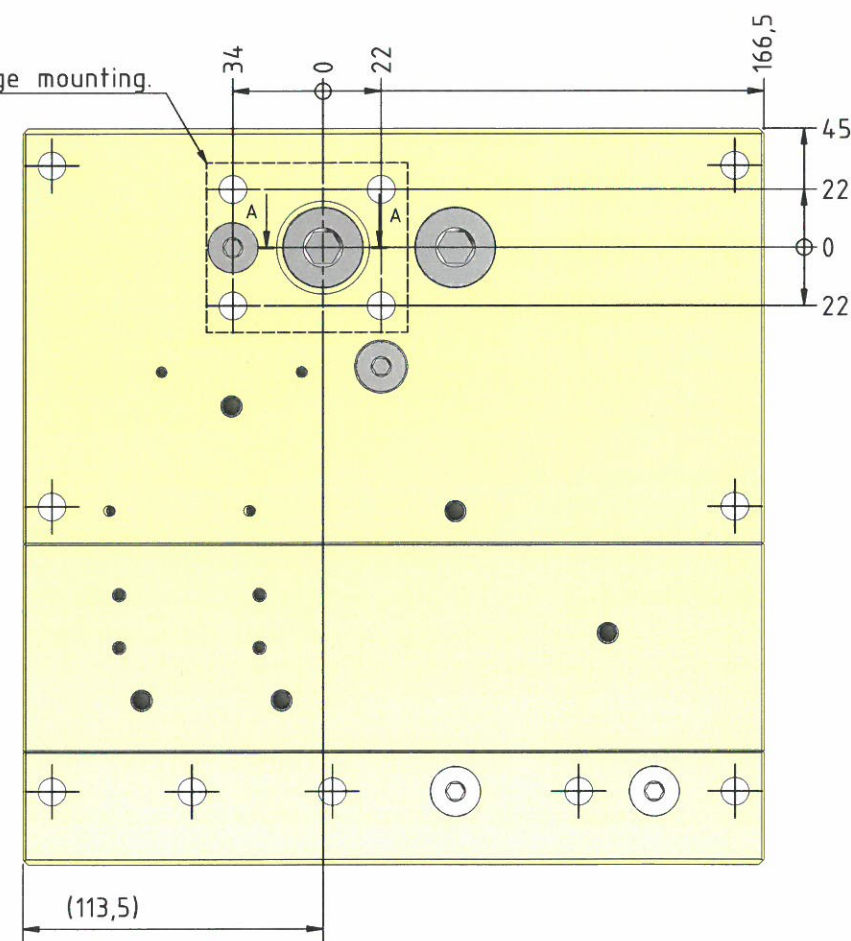


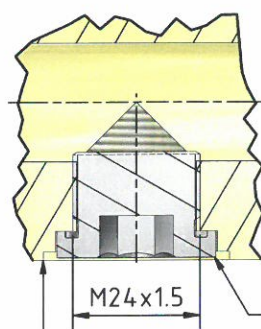
Removeable plugs (8x) for stacked boosters / intensifier system



Hole pattern for flange mounting.



A-A (1:1)



Removeable plug for flange mounting.
O-ring: DKAR00026-N7020

See drawing 62-120-F-0 for cylinder machining details.

Function Diagram: 62-105-0_

P,T, Z & H: 1" BSPP

H-port flange: Section A-A

Material		Issue	Material Code No.
Changes New design		Date 17.01.2017	Name B.P.
			Finish
			Break all edges
			Hardening depth
			HV
Designer	Leif Hansen	Scale 1:2	HC62-...-1
Approved by	<i>[Signature]</i>	Format A3	Intensifier System
Date	31.03.2014		Assembly Drawing
			Confidential: Property of miniBOOSTER HYDRAULICS A/S Denmark Not to be handled over to, copied or used by third party.
			Drawing No.: 62-120-01